




JC INMAR
INFLATABLE BOATS®

ORCA
HYPALON



PROFESSIONAL SERIES
HYPALON ROLL-UP MODELS

INMARINFLATABLES.COM

ORCA / MILITARY DUTY

We have chosen only the best materials in the market for INMAR inflatable boats. Orca's Hypalon is produced in France and is today's leader in the military world for the construction of inflatable boats. They have been proven for years to stand up again and again. Orca offers a 10 year manufacturer's warranty against delimitation and manufacturer defects. Hypalon material uses a different glue and process type that is not easily affected by extreme climates.

MODELS

380 (12'5")
6 Passengers / 1,750 lbs



PATROL - GREY (PT)

430 (14'0")
8 Passengers / 2,395 lbs.



SEARCH & RESCUE - RED (SR)

470 (15'5")
10 Passengers / 2,750 lbs.



MILITARY - BLACK (MIL)

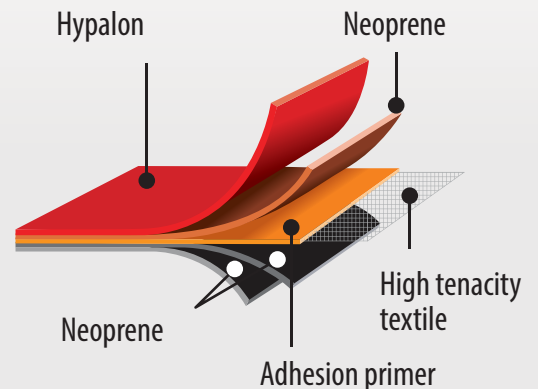


FABRIC

Sea water is very corrosive to any material it comes in contact with, as are direct sunlight and harsh weather. Hypalon manufacturing process gives it extreme weather, UV, and ozone resistance, while maintaining the boat pliable and in great condition.

Because of its qualities Hypalon has been used in inflatable military craft for decades, and have shown Hypalon to be a strong, long lasting rubber material, perfect for several commercial, military, and recreational uses.

ORCA / MILITARY DUTY



EXTREME TEMPERATURE RESISTANCE



-50° C

0°

50°

100°

150° C

200°

250°

300° C





FEATURES



INCLUDED ACCESSORIES

- Foot pump
- Two paddles (alum. shaft, plastic blade)
- Repair kit
- Storage bag with handles

OPTIONAL ACCESSORIES



Quick inflation system



SCBA Adaptor



High flow scuppers



Bow bag



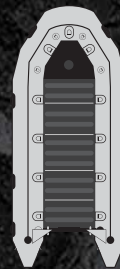
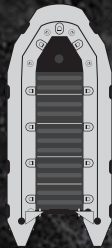
6 gl fuel bladder



Performance tubes

SPECS **Hypalon** Series

MIL MILITARY **PT** PATROL **SR** SEARCH & RESCUE



SPECIFICATIONS	380-MIL/PT/SR	430-MIL/PT/SR	470-MIL/PT/SR
Length	12' 5"	14' 0"	15' 5"
Beam	6' 5"	6' 5"	6' 5"
Weight w/ floor	225 lbs	290 lbs	307 lbs
Weight capacity	6 persons (1,750 lbs)	8 persons (2,395 lbs)	10 persons (2,750 lbs)
Max HP / Weight	30 HP / 175 lbs	40 HP / 245 lbs	50 HP / 250 lbs
Recommended HP	20" (Long shaft)	20" (Long shaft)	20" (Long shaft)
Tube diameter	20" (Separate air chambers 4 + 1)	20" (Separate air chambers 5 + 1)	20" (Separate air chambers 5 + 1)
Fabric	Hypalon (CSM), Orca 866 (military grade), 1670 dtex	Hypalon (CSM), Orca 866 (military grade), 1670 dtex	Hypalon (CSM), Orca 866 (military grade), 1670 dtex
Floor Type	5 years recreational / 2 year commercial	5 years recreational / 2 year commercial	5 years recreational / 2 year commercial
Available Colors	Aluminum sectional floor	Aluminum sectional floor	Aluminum sectional floor
Factory warranty	<input type="radio"/> Black (MIL) <input type="radio"/> Grey (PT) <input checked="" type="radio"/> Red (SR)	<input type="radio"/> Black (MIL) <input type="radio"/> Grey (PT) <input checked="" type="radio"/> Red (SR)	<input type="radio"/> Black (MIL) <input type="radio"/> Grey (PT) <input checked="" type="radio"/> Red (SR)

POWERED BY
EVINRUDE

RESCUE PRO VERSION

Jet Drive



STANDERD VERSION

Propeller



**Hypalon models require 20" transom*

INMAR
INFLATABLE BOATS.

(619) 346-4495

San Diego, CA 92154

sales@inmarinflatables.com

INMARINFLATABLES.COM