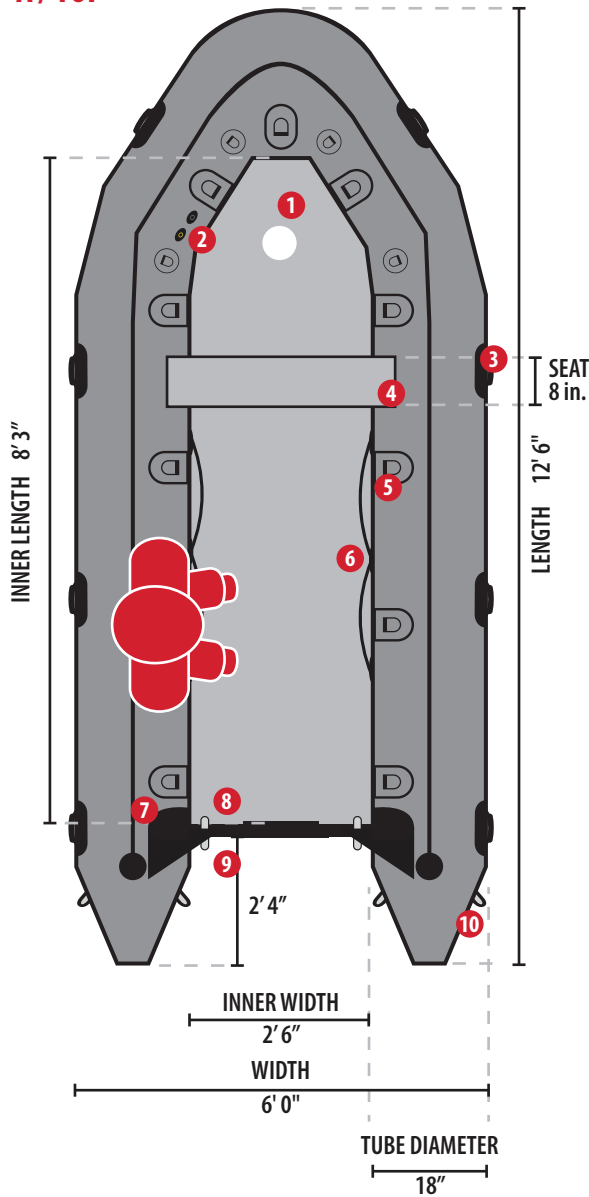


A / TOP



MODELS



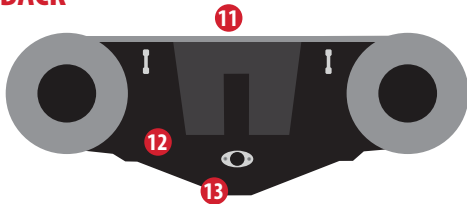
SPECIFICATIONS

Weight capacity: 6 persons / 1,720 lbs.
 Max HP: 20 HP / 97 lbs / Short shaft (15")
 Hull weight: 180 lbs.
 Air chambers: 5 + keel + floor
 Fabric: Hypertex, polyester, 1.5 mm. dual coated material
 Factory warranty: 3 years recreational / 1 year commercial

SEC FEATURES

- 1.- A Non-skid air floor
- 2.- A Inflation and over inflation valves (one for each air chamber)
- 3.- A 8 carry handles, non slip design
- 4.- A 2 seat (2 positions)
- 5.- A 15 interior tie down D-rings (Stainless steel)
- 6.- A Interior/Exterior lifelines (Peripheral)
- 7.- A Reinforcement on tube transom attachments
- 8.- A Interior transom lifting rings (Stainless steel)
- 9.- A Transom eyes
- 10.- A Two large D-rings on rear tubes (Stainless steel)
- 11.- B Interior aluminum engine mounting plate
- 12.- B Marine plywood transom
- 13.- B Standard self bailer with plug (Pop-up design)
- 14.- C All around rub strake, flat profile, black
- 15.- C Bow handle (Stainless)
- 16.- C Two large tow rings on bow (Stainless steel)
- 17.- C Rubbing strakes for beaching on keel

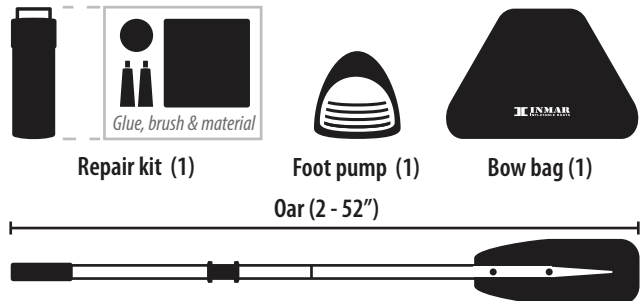
B / BACK



C / SIDE



ACCESSORIES



SHIPPING INFORMATION



BOAT

- Package dimensions: 53x30x22 (0.26 cbm.)
- Package weight: 247 lbs.

OPTIONAL EQUIPMENT:

- Quick-Fill field inflation system (SCUBA or SCBA)
- Scuppers set (High volume water drainage)
- Solas reflective panels (High night visibility)

AIR FLOOR

