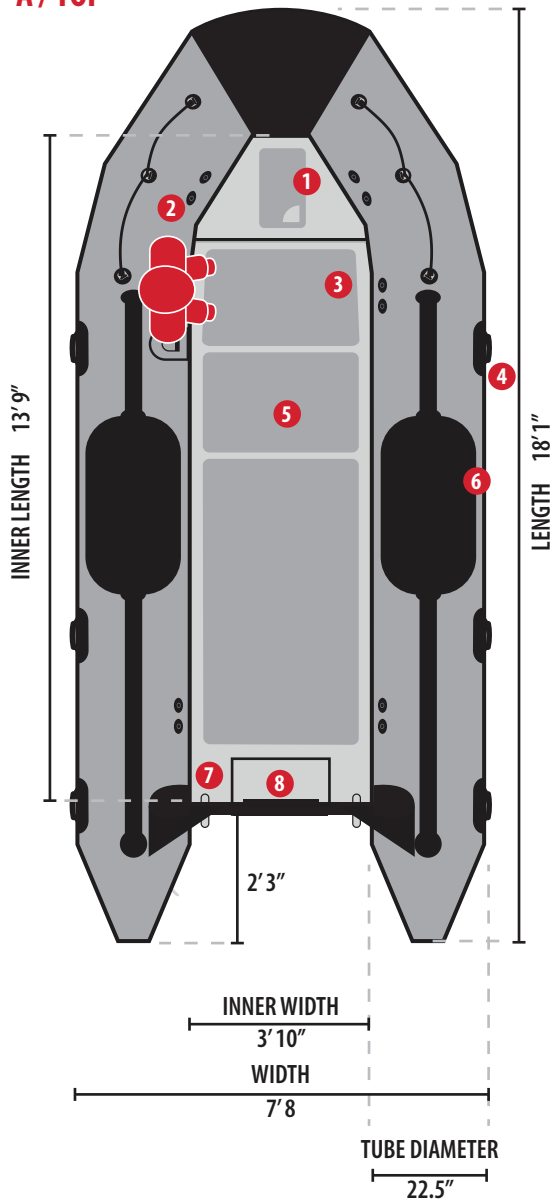


A / TOP



MODEL COLORS



SPECIFICATIONS

Weight capacity: 10 persons (3,650 lbs)
 Max HP: 90 hp / 375 lbs / Long shaft (20")
 Hull weight: 650 lbs.
 Fabric: Hypalon
 Hull: Fiberglass
 Factory warranty: 5 years recreational / 2 year commercial

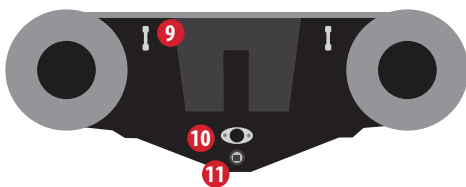
FEATURES

- 1.- Bow locker
- 2.- Inflation and over inflation valves
- 3.- Bow lifting eyes
- 4.- Tube handles
- 5.- Non skid floor
- 6.- Dive patch port/starboard
- 7.- Transom lifting eyes
- 8.- Fuel tank recess deck


FEATURES

- 9.- Transom eyes
- 10.- Scupper deck drain & plug
- 11.- Hull garboard drain
- 12.- HD double rub strake
- 13.- Tube lifelines
- 14.- Bow eye
- 15.- Bow D-rings
- 16.- Keel strip

B / BACK



C / SIDE



CONSOLE & T-TOP



STANDARD FEATURES:

VHF 25watt Radio

Lowrance - GPS / Chartplotter / Fishfinder Combo

T-Top 2" Aluminum Tube, Sunbrella cover (Black)

115hp Suzuki 4-stroke (Lean Burn) 40+ mph Speeds

Dual Battery Bank - Group 24 batteries w/isolator switch

Stainless 3-Blade Propeller

L.E.D. Navigation Lighting

OPTIONAL EQUIPMENT:

L.E.D. Navigational Lighting

Stainless 3-Blade Propeller

Lowrance - GPS / Chart-plotter / Fish-finder Combo

Aluminum single axle trailer - Heavy Duty

Galvanized Single axle trailer