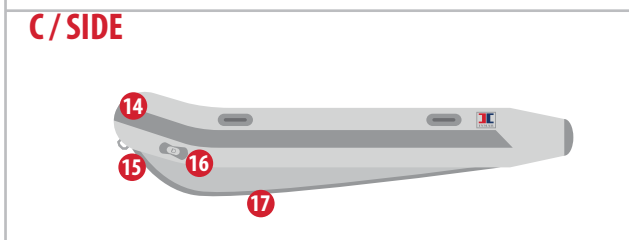
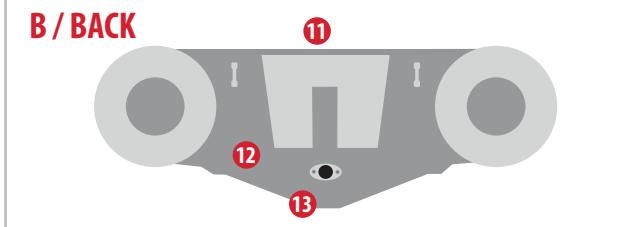


SPECIFICATIONS

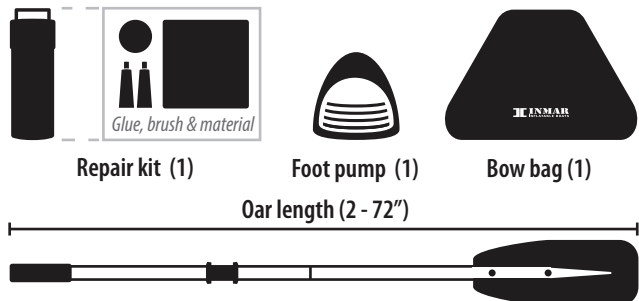
Weight capacity: 6 persons / 1,620 lbs.
 Max HP: 20 HP / 97 lbs. / Short shaft (15")
 Hull weight: 165 lbs.
 Air chambers: 3 + keel
 Fabric: PVC 0.9 mm
 Factory warranty: 3 years recreational / 1 year commercial

SEC FEATURES

- 1.- A Two double carry handle
- 2.- A 8 interior tie down D-rings (Stainless steel)
- 3.- A Inflation and over inflation valves
- 4.- A Non-skid aluminum floor w/ anodized aluminum stringers
- 5.- A 4 carry handles, non slip design
- 6.- A Oar locks
- 7.- A 2 seat (2 positions)
- 8.- A Reinforcement on tube transom attachments
- 9.- A Interior transom lifting rings (Stainless steel)
- 10.- A Exterior transom eyes
- 11.- B Interior aluminum engine mounting plate
- 12.- B Marine plywood transom
- 13.- B Standard self bailer with plug (Pop-up design)
- 14.- C All around rub strake, flat profile, black
- 15.- C Bow handle (Stainless)
- 16.- C Two large tow rings on bow (Stainless steel)
- 17.- C Rubbing strakes for beaching on keel



ACCESSORIES



SHIPPING INFORMATION



BOAT

- Package dimensions: 50x26x12 (0.26 cbm.)
- Package weight: 110 lbs.



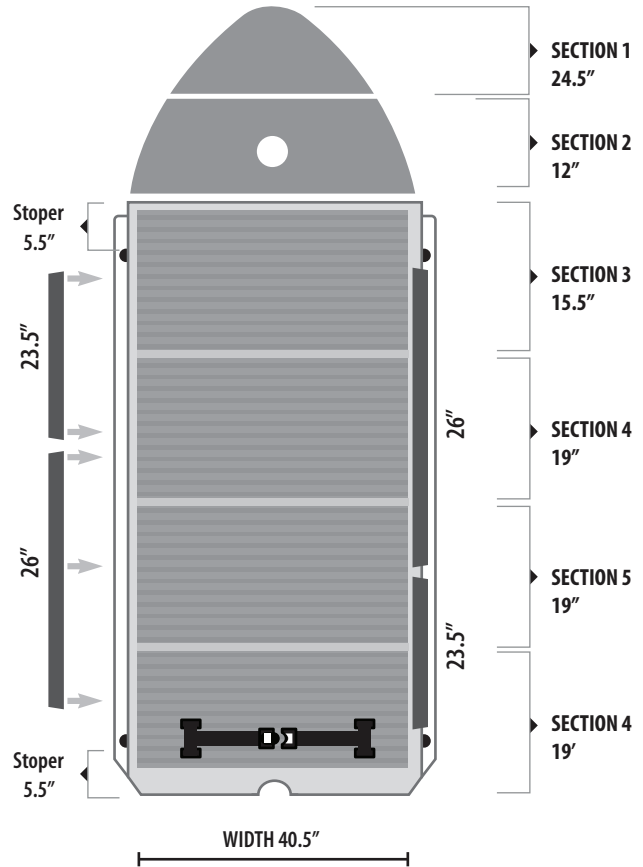
FLOOR

- Package dimensions: 40x26x10 (0.26 cbm.)
- Package weight: 91 lbs.

OPTIONAL EQUIPMENT:

- Quick-Fill field inflation system (SCUBA or SCBA)
- Scuppers set (High volume water drainage)
- Solas reflective panels (High night visibility)

ALUMINUM FLOOR



CORRECT LOCKED POSITION

- SECTIONS
- 1.- Stringers
 - 2.- Aluminum section

